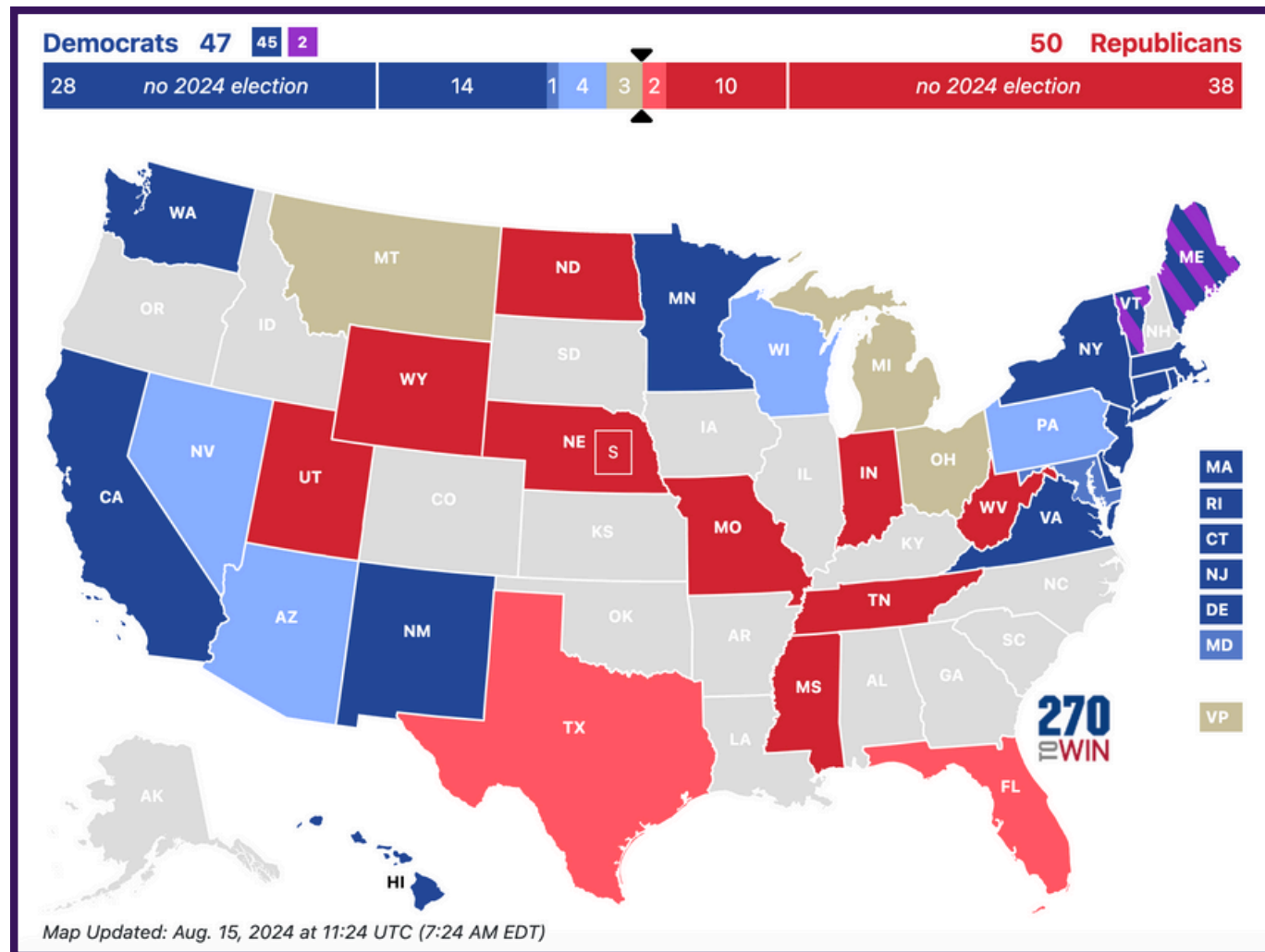


WINNING WITH WOMEN

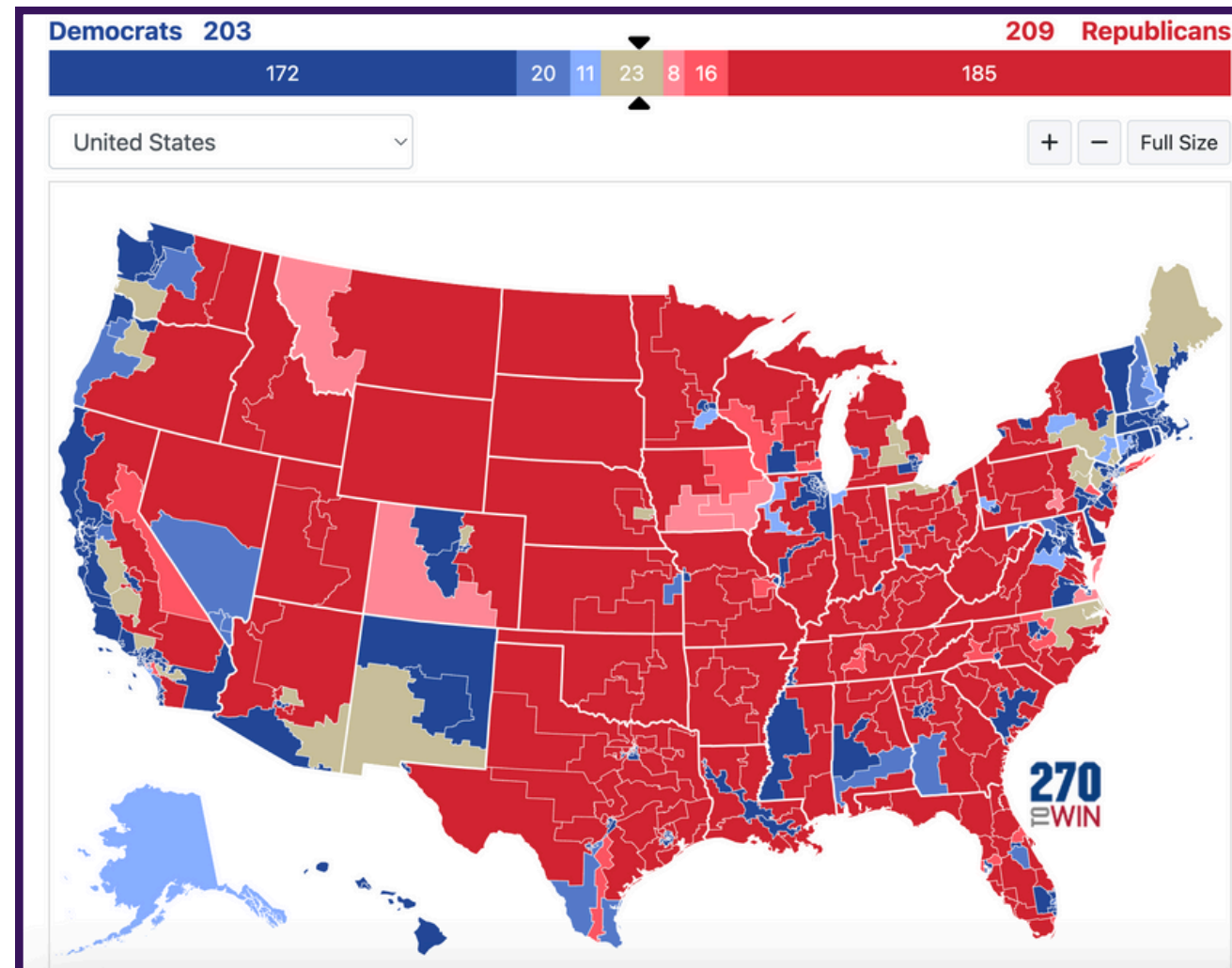
The Outlook for 2024 and Beyond

WOMEN
COUNT ❖ *electing*
WOMEN


THE OUTLOOK FOR WOMEN CANDIDATES IN 2024



2024 Senate, Cook Political Report Ratings



2024 House, Pundit Consensus Ratings



OUR 2024 US SENATE WOMEN

Tier 1

MI: Rep. Elissa Slotkin vs. Rep. Mike Rogers
NV: Sen. Jacky Rosen vs. Sam Brown
WI: Sen. Tammy Baldwin vs. Eric Hovde




Challengers

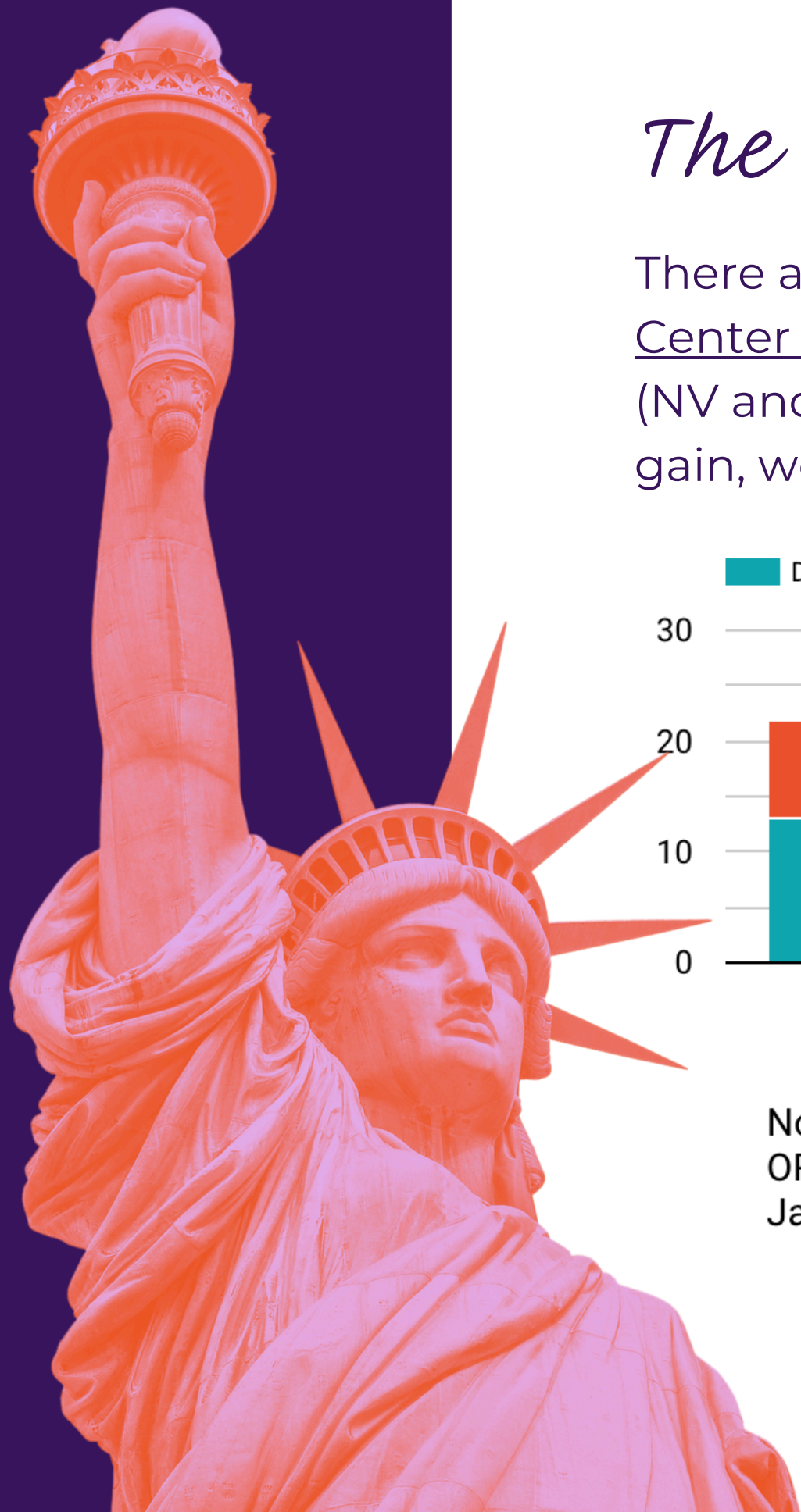
FL: Fmr Rep. Debbie Mucarsel-Powell
vs. Sen. Rick Scott



Open Seats

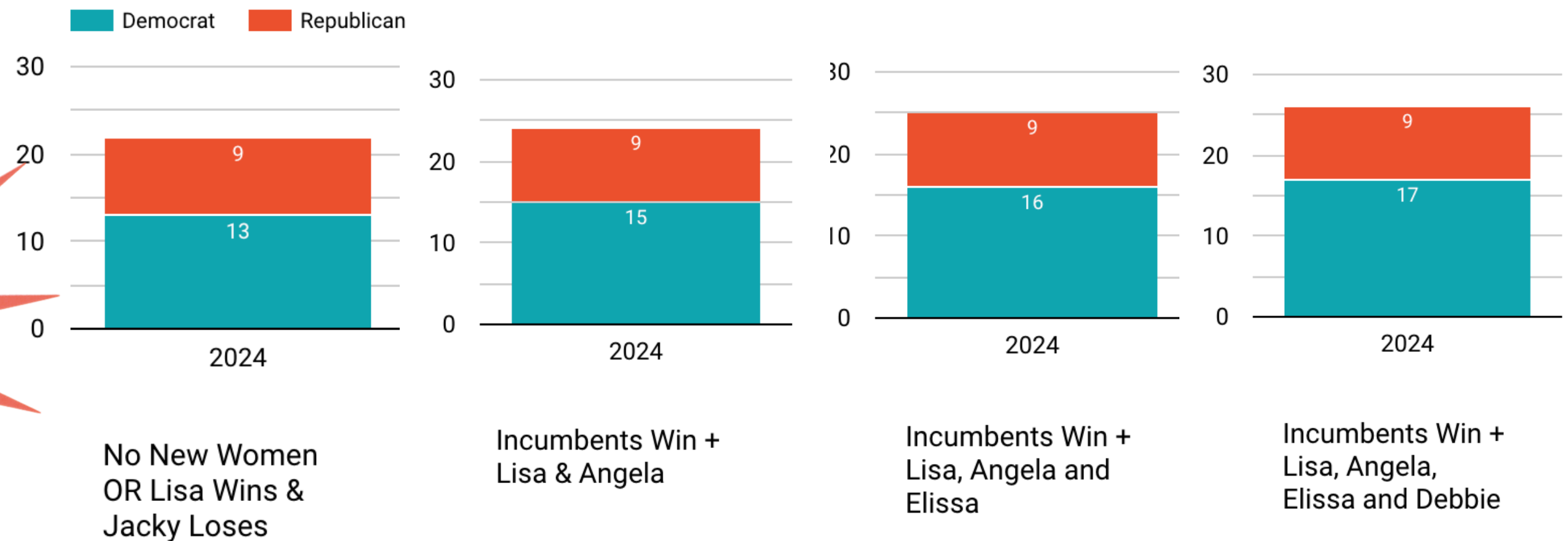
MD: Angela Alsobrooks vs. Fmr Gov. Larry Hogan
DE: Rep. Lisa Blunt Rochester vs. Eric Hansen





The 2024 SENATE OUTLOOK

There are currently 15 Democratic women serving in the US Senate, according to the [Center for American Women in Politics](#). We would need to protect both incumbents (NV and WI) and add women in safe D seats (DE and MD) to maintain these levels. To gain, we need to hold MI as well.



WHAT THE RESEARCH SAYS

ELECTION WATCH 2024

CAWP CENTER FOR AMERICAN
WOMEN AND POLITICS

Women's Congressional Candidacies Fall in Election 2024

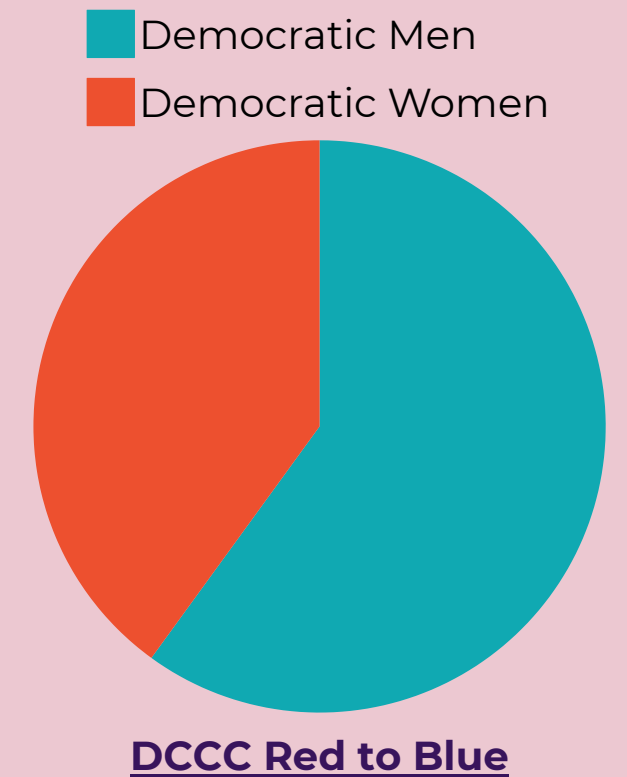
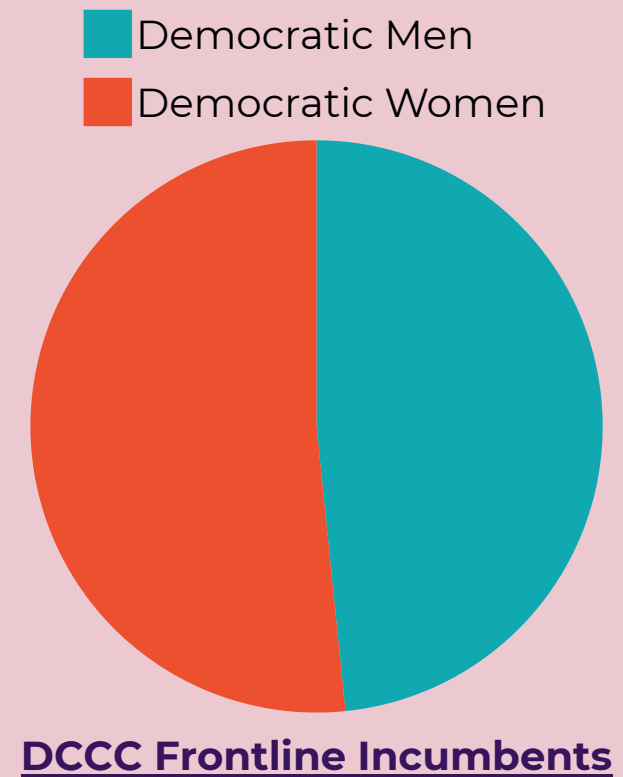
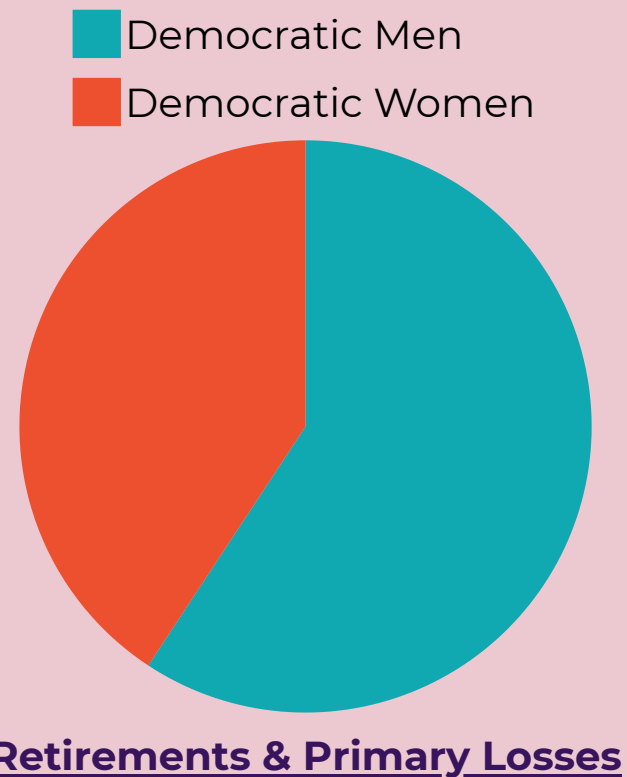
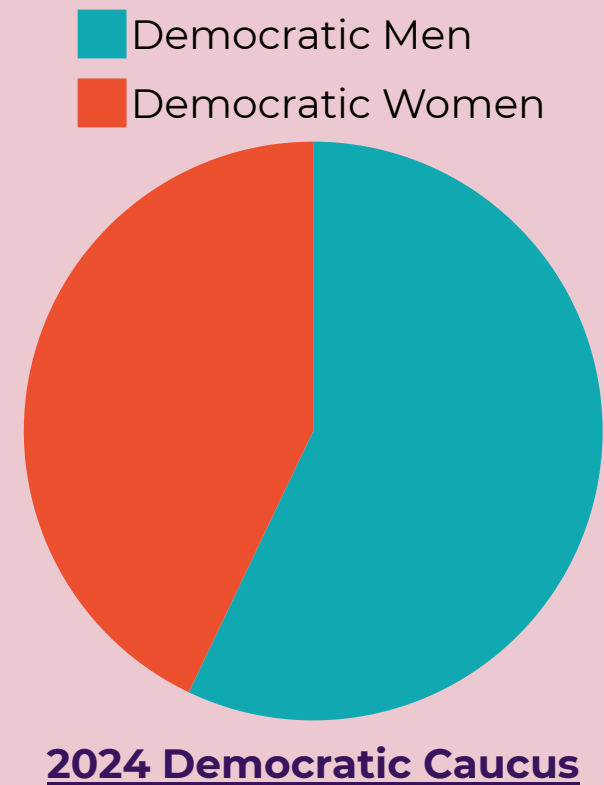
Declines seen across race and
ethnicity and in both chambers
of Congress.

After successive election cycles where multiple new candidate records were attained by women, candidacies in both chambers of Congress and across every race and ethnicity combination have dropped in election 2024

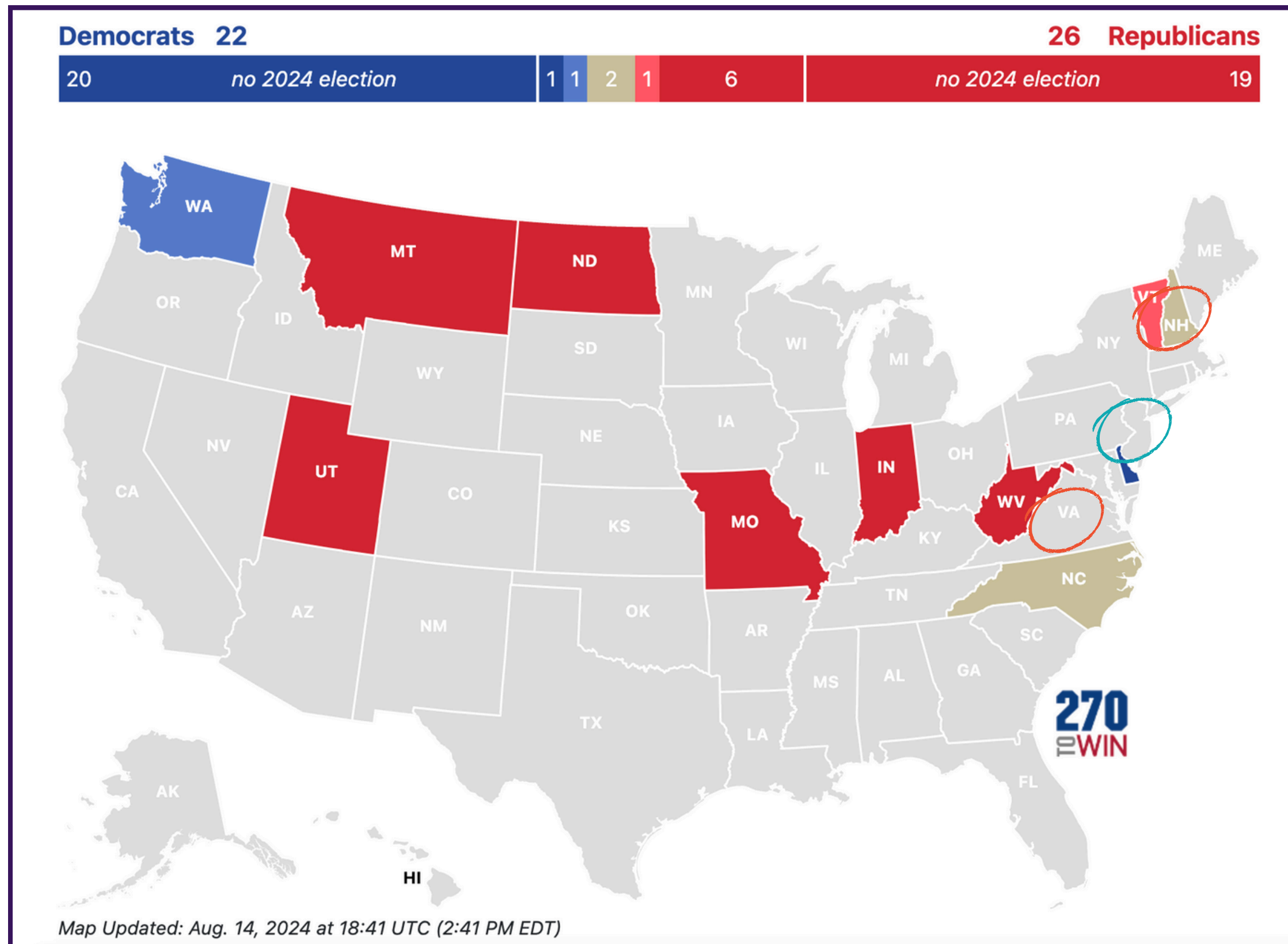


The 2024 HOUSE OUTLOOK

There is a serious risk of the number of women in the House going down. Why? Women are leaving Congress and are disproportionately represented among the most vulnerable incumbents, but are not prioritized in red-to-blue targets.



the state of GOVERNORS IN '24 & '25



JOYCE CRAIG
New Hampshire



MIKIE SHERRILL
New Jersey



ABIGAIL SPANBERGER
Virginia

The Statue of Liberty is shown in a light orange color, positioned on the left side of the page. It is partially obscured by a white box containing the CAWP logo and title. The background is a dark purple gradient.


CAWP

**Women,
Money,
& Politics
Watch**


2024

the


POLITICAL GENDER GIVING GAP



Women make up at least half of individual donors to Congressional candidates in each of the 10 states CAWP studied: AZ, CO, FL, GA, MA, MI, NM, OH, PA, WA.




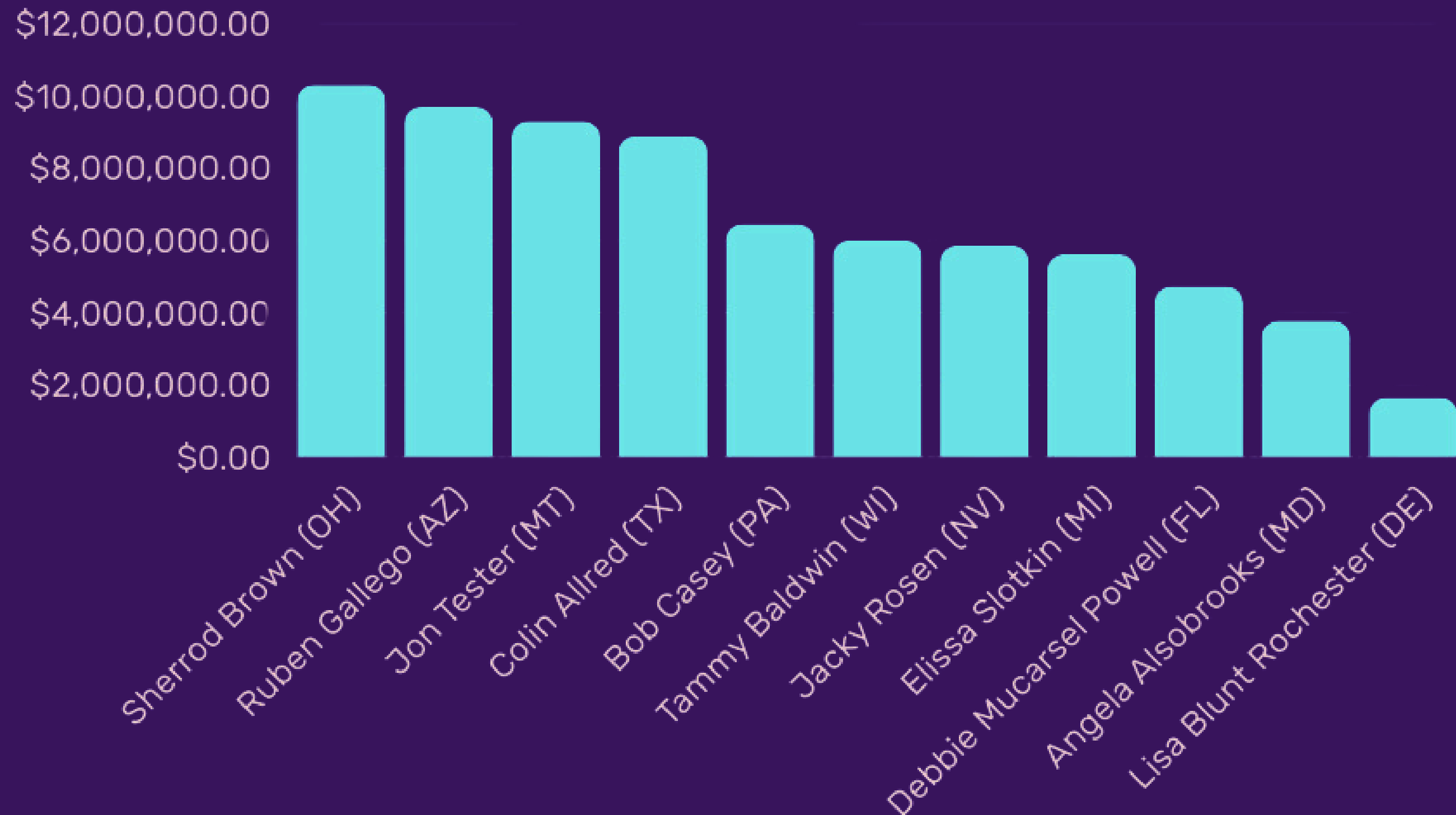
But less than 50 percent of the total money given in all states except CO and MA comes from women, because more men give \$1,000+ while more women give less than \$200.



This mirrors candidate-giving trends: Women running for Congress have a slightly higher average proportion of funds from contributions of \$200 or less.

Note: New data will be released in early September.

US SENATE | SECOND QUARTER CONTRIBUTIONS



The Statue of Liberty is shown in a light blue, semi-transparent style, positioned on the left side of the page. It is holding a torch in its right hand and a tablet in its left. The background is a solid dark blue.


CAWP

**Women,
Money,
& Politics
Watch**


2024

the


POLITICAL GENDER GIVING GAP *continued*



There are racial and ethnic disparities: More than 2 percent of money raised came from Black women in only one state—GA; from Latinas in only three states—AZ, FL, and NM; and from API women in only one state—MI.



Among the swing states, Ohio shows the biggest partisan disparities. Women's donations make up 48 percent of the total given to Democratic candidates versus 30 percent given to Republicans, and are 61 percent of individual donors to Democrats versus 44 percent to Republicans.



Among Democratic candidates across all states, Pennsylvania's received the lowest share of donations from women, just 38 percent, and are tied with Michigan for the lowest percentage of women donors, at 55 percent.

why **NO POST-DOBBBS SURGE**
in recruitment?

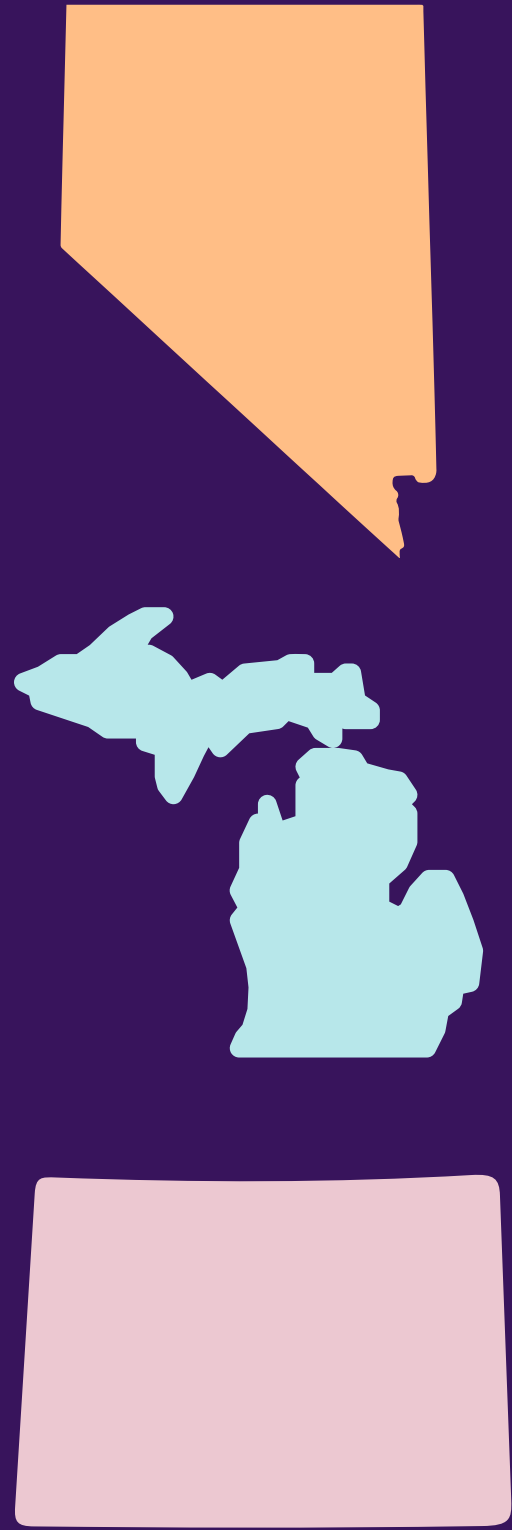
1

Lack of recruitment early in the cycle.

2


Political locus has changed—focus on the states






the bright spot

WOMEN IN STATE LEGISLATURES



The only group seeing a rise in state House candidacies is Democratic women. State House candidacies are down from 2022 to 2024 among Democratic men, Republican women, and Republican men.



Women are a larger proportion of all major-party state House candidates in 2024 than 2022, with Democratic women much better represented ... than Republican women. In fact, women are nearly 50% of Democratic state House candidates in 2024.

from CAWP, “Women's Status in 2024 State Level Elections”

the
WOMEN'S POLITICAL POWER *project*

14
states

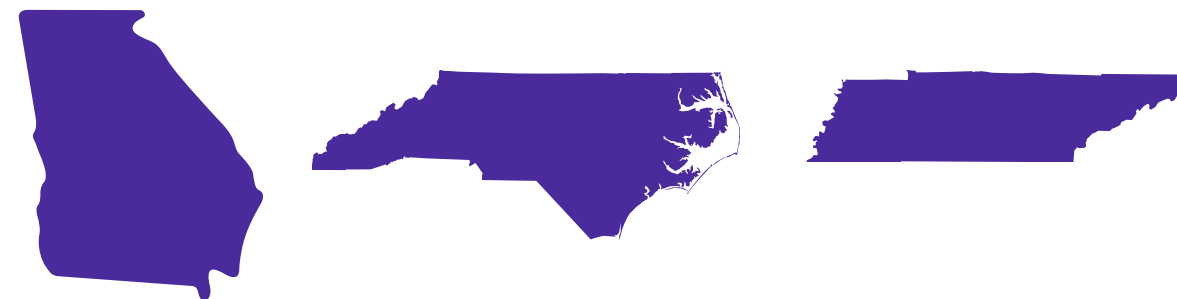
**Near
Majority**



**Critical
Mass**



Tough



Watch



today's **SPEAKERS**



**KIMBERLY
PEELER-ALLEN**

Co-Chair



ERIN VILARDI


Founder & CEO




**SEN. SARAH
ANTHONY**

Michigan Senate





time for
QUESTIONS



A large crowd of people at a political convention, many holding signs that say "WE love MEDICINE" and "love". An American flag is visible in the foreground. The background shows a stage with a large American flag and a crowd of people.

WOMEN *electing*
COUNT: :: WOMEN

DEMOCRATIC NATIONAL CONVENTION 2024